

**CLASS - II**

**APRIL 27, 2020 (MONDAY)**

हिंदी :- पाठ - 1 ऊँट चला

निम्नलिखित प्रश्न - उत्तर पुस्तिका में लिखिए व याद करिए:-

(क) ऊँट से ऊँची चीज़ों के नाम पर गोला लगाओ।

उत्तर:

- |                 |                        |
|-----------------|------------------------|
| • बछिया         | • तुम्हारी कक्षा की छत |
| • बिजली का खंभा | • हाथी                 |
| • आम का पेड़    |                        |

(ख) ऊँट के नीचे से क्या-क्या निकल सकता है?

उत्तर:

ऊँट के नीचे से कुत्ता, बिल्ली, चूहा, खरगोश इत्यादि जानवर निकल सकते हैं।

(ग)

बालू या रेत कहाँ-कहाँ पर मिलती है?

उत्तर:

बालू या रेत समुद्र व नदी के तट पर अथवा रेगिस्तान में मिलती है।

# MATHS:-

**Place value**

Look at the abacus given below:

There are 3 hundreds 5 tens and 7 ones. So, the number is 357.  
 $357 = 300 + 50 + 7$

The place value of 3 is 3 hundreds or 300.  
 The place value of 5 is 5 tens or 50.  
 The place value of 7 is 7 ones or 7.

**Remember:** The place of a digit in the number decides the place value of the digit in that number.

Let us look at some more examples to understand.

**1.**

	H	T	O	
8	9	3		
				→ Place value of 3 = 3 ones or 3
				→ Place value of 9 = 9 tens or 90
				→ Place value of 8 = 8 hundreds or 800

**2.**

	H	T	O	
5	9	9		
				→ Place value of 9 = 9 ones or 9
				→ Place value of 9 = 9 tens or 90
				→ Place value of 5 = 5 hundreds or 500

Some digits can have different place values.

**Q1:-** (a) Place value of 2 in 329.

(b) Place value of 6 in 786.

**Q2:-** Form the smallest and greatest numbers using the given numbers :-

	Greatest No.	Smallest No.
(a) 3, 2, 5 =	_____	_____
(b) 7, 0, 4 =	_____	_____

**Q3:-** Find the sum:-

(a) T O

2 4

3 1

+ 2 2

\_\_\_\_\_

\_\_\_\_\_

(b) T O

7 1

1 0

+ 1 1

\_\_\_\_\_

\_\_\_\_\_

(c) T O

6 5

2 0

+ 1 4

\_\_\_\_\_

\_\_\_\_\_

(d) T O

2 7

5 3

+ 1 2

\_\_\_\_\_

\_\_\_\_\_

**APRIL 28, 2020 (TUESDAY)**

HINDI:- पाठ - 2 ( भालू ने खेली फुटबॉल ) पढ़ो ।

\* कठिन शब्द लिखो व याद करो ।

कठिन शब्द

- |             |            |
|-------------|------------|
| 1. मौसम     | 6. हड़बड़ी |
| 2. वक्त     | 7. परेशान  |
| 3. सर्दियों | 8. धड़ाम   |
| 4. आँखें    | 9. हर्जाना |
| 5. दौड़ाई   | 10. फुटबॉल |

Maths :- chapter - 2 (Word Problem)

Q1-In my class , there are 42 boys and 35 girls. How many students are there in the class?

Q2- Raman plants some flowers in his garden.54 flowers are pink in colour and 22 flowers are yellow in colour.How many flowers does Raman plant?

Q3-Jyoti makes a necklace using 37 white beads and 20 pink beads .How many beads are there in the necklace ?

**APRIL 29, 2020 (WEDNESDAY)**

ENGLISH :-Read MCB Ch-1 'A Big Smile'




## A Big Smile

• Sentences

Join the dots with a red crayon and see the smiling faces.




Anita goes to a new town. She meets a strange man there. Use Cordova Smart Class Software on the smart board in class to see what happens then.



Cordova Learning Series English-2

Illustrated with Cordova



Anita smiles. All the people look at Anita in surprise but still frown.

Slowly, there are smiles on everyone's face! They even begin talking to one another.

Anita goes to a new town. She meets a strange man there.

Anita asks "Why do you frown"? The man does not answer. He frowns.

Anita looks around. She sees many people.

She thinks. "Everyone frowns in this town! They don't know how to smile."

"I have an idea! A smile is better than a frown. Let me teach them to smile.

Anita smiles. All the people look at Anita in surprise but still frown. Slowly, there are smiles on everyone's face! They begin talking to one another.

Anita meets the strange man again. He still has a frown.

She smiles at him. He sees Anita's smile. He soon realizes her smile is beautiful. Let me smile back at her. The strange man gives Anita a big smile.

प्रश्न 1

शेर के बच्चे ने पेड़ की डाल क्यों पकड़ी?

उत्तर:

शेर के बच्चे ने पेड़ की डाल इसलिए पकड़ी ताकि वह जमीन पर न गिर पड़े।

प्रश्न 2

शेर का बच्चा क्यों दहाड़ा?

उत्तर:

जब भालू ने शेर के बच्चे को फुटबॉल समझकर अपने पैर से उछाल दिया तो हड़बड़ी में शेर के बच्चे ने दहाड़ लगाई।

APRIL 30, 2020 (THURSDAY)

MATHS:- Learn and Write Table of 3 and 4.

ENGLISH:- Learn and write Hard Words of Ch-1:-


- |              |              |
|--------------|--------------|
| 1. strange   | 6. everyone  |
| 2. frown     | 7. idea      |
| 3. beautiful | 8. surprise  |
| 4. around    | 9. another   |
| 5. people    | 10. realizes |

\* Complete the given exercise:-

### MULTIPLE CHOICE QUESTIONS

Tick (✓) the correct answer in each.


- "I have an idea!" What is Anita's idea?  
(a) to teach everyone how to smile ☐ (b) to frown at everyone ☐  
(c) to laugh ☐ (d) to trouble everyone ☐
- "You look beautiful with your smile." Why does the man say this?  
(a) A frown makes a person look ugly. ☐  
(b) The man likes to smile. ☐  
(c) A smile makes a person look beautiful. ☐
- Which words describe Anita the best?  
(a) slow and angry ☐ (b) friendly and smart ☐  
(c) friendly and lazy ☐ (d) smart and quick ☐



*Match the opposites.*

frown  
many  
new  
start  
happy

old  
stop  
smile  
sad  
few



**MAY 1, 2020 (FRIDAY)**

ENGLISH:- Learn and write

Q.a) What does everyone do in the new town?

Ans- Everyone frowns in the new town.

Q.b) What does Anita do when she meets the strange man again?

Ans- Anita smiles at the strange man when she meets him again.

Q.c) What does Anita say in the end?

Ans- In the end Anita says, “ Remember! Smile makes everyone happy.”

**“Activity - Traffic Lights”**