

DATE: 4th May

हिंदी:

पाठ - 3: कविता " म्याऊँ - म्याऊँ " पढ़ो।

3. म्याऊँ, म्याऊँ!!

सोई-सोई एक रात मैं
एक रात मैं सोई-सोई
रोई एकाएक बिलखकर
एकाएक बिलखकर रोई

रोती क्यों ना, मुझे नाक पर
मुझे नाक की एक नोक पर
काट गई थी चुहिया चूँटी
चुहिया काट गई चूँटी भर



सचमुच बहुत डरी चुहिया से
चुहिया से सच बहुत डरी मैं
खड़ी देखकर चुहिया को मैं
लगी काँपने घड़ी-घड़ी मैं

सूझा तभी बहाना मुझको
मुझको सूझा एक बहाना
ज़रा डराना चुहिया को भी
चुहिया को भी ज़रा डराना

कैसे भला डराऊँ उसको
कैसे उसको भला डराऊँ
धीरे से मैं बोली म्याऊँ
म्याऊँ म्याऊँ म्याऊँ म्याऊँ



MATHS:

Ch – 3 Subtraction of 2 – Digit Numbers

- Complete the given worksheet in notebook:

1. Fill in the blanks:

- $22 - 0 = \underline{\quad}$
- $85 - \underline{\quad} = 85$
- $18 - 18 = \underline{\quad}$
- $27 - \underline{\quad} = 0$
- $56 - 1 = \underline{\quad}$
- $91 - \underline{\quad} = 90$
- $43 - 42 = \underline{\quad}$
- $54 - \underline{\quad} = 53$

- i) $99 - \underline{\quad} = 99$
 j) $38 - 38 = \underline{\quad}$

2. Subtract:

a) T O
 3 8
 - 4

b) T O
 1 9
 - 5

c) T O
 7 8
 - 6 6

d) T O
 5 3
 - 3 1

e) T O
 8 7
 - 3 2

f) T O
 3 5
 - 1 0

DATE: 5th May

हिंदी:

पाठ – 3: कविता " म्याऊँ - म्याऊँ " के कठिन शब्द लिखो व उच्चारण करो।

1. बिलखकर
2. चूँटी
3. चुहिया
4. काँपने
5. घड़ी - घड़ी
6. सूझा
7. बहाना
8. डराऊँ

MATHS:

Ch – 3 Subtraction of 2 – Digit Numbers

- Complete the given worksheet in notebook:

1. Subtract with regrouping:

a) T O
 3 2
 - 1 8

b) T O
 4 4
 - 1 7

c) T O
 8 3
 - 1 6

$$\begin{array}{r} \text{d) T} \quad \text{O} \\ 6 \quad 0 \\ -3 \quad 7 \\ \hline \\ \hline \end{array}$$

$$\begin{array}{r} \text{e) T} \quad \text{O} \\ 7 \quad 5 \\ -3 \quad 8 \\ \hline \\ \hline \end{array}$$

$$\begin{array}{r} \text{f) T} \quad \text{O} \\ 6 \quad 2 \\ -1 \quad 5 \\ \hline \\ \hline \end{array}$$

2. Subtract and check:

$$\begin{array}{r} \text{a) T} \quad \text{O} \\ 9 \quad 2 \\ -2 \quad 5 \\ \hline \\ \hline \end{array}$$

$$\begin{array}{r} \text{b) T} \quad \text{O} \\ 4 \quad 5 \\ -1 \quad 9 \\ \hline \\ \hline \end{array}$$

DATE: 6th May

ENGLISH:

GRAMMAR CHAPTER - 4



Jumbled Sentences

Read the groups of words given below.

- (a) a bicycle Rina riding is
- (b) with the chicks mother hen is

These groups of words do not have any meaning.
They do not make any sense.

Now, read the groups of words given below.

- (a) Rina is riding a bicycle.
- (b) Mother hen is with the chicks.

These words make complete sense.
These words, when arranged in order, make complete sense.
They form a *sentence*.

Arrange these words to form sentences. Begin each sentence with a capital letter. Put a question mark (?) or full stop (.) at the end.

1. sails on the ship the sea

.....

2. flies an aeroplane in the air

.....

3. your house where is

.....



4. the pram is the baby crying in

.....



5. sits on the ant the leaf

.....



6. brings the postman letters

.....



हिंदी:

पाठ - 3: कविता " म्याऊँ - म्याऊँ " के दिए गए कार्य पत्र को पुस्तिका में लिख कर पूरा करो।

1. सही उत्तर पर सही (✓) का निशान लगाओ—

(क) लड़की कैसे रो रही थी?

चिल्लाकर

☐

बिलखकर

☐

सुबककर

☐

(ख) लड़की को किसने काटा?

चुहिया ने

☐

बिल्ली ने

☐

कुत्ते ने

☐

(ग) लड़की को कहाँ काटा था?

कान पर

☐

हाथ पर

☐

नाक पर

☐

(घ) वह किसको देखकर काँपने लगी?

छिपकली को

☐

चुहिया को

☐

काँकरोच को

☐

(ङ) लड़की को क्या सूझा?

बहाना

☐

उपाय

☐


शरारत

☐

DATE: 7th May

ENGLISH:

GRAMMAR CHAPTER - 4



Jumbled Sentences

Arrange these words to form sentences. Begin each sentence with a capital letter. Put a question mark (?) or full stop (.) at the end.

7. beautiful is country my

.....



8. a toy car has he

.....



9. a good John is boy

.....



10. should we country our love

.....

11. sings a song she

.....



12. are what eating you

.....



MATHS:

Ch – 3 Subtraction of 2 – Digit Numbers

Addition and Subtraction–Number Family

Every subtraction fact has a related subtraction and addition fact.

Example :

$$\begin{array}{rcl} 7 - 2 & = & 5 \\ 7 - 5 & = & 2 \\ 2 + 5 & = & 7 \end{array}$$



These numbers 2, 7 and 5 are a part of the same number family

Complete the table by writing the missing addition and subtraction facts.

Subtraction fact	Related subtraction fact	Related addition
1. $12 - 3 = 9$	$12 - 9 = 3$	$3 + 9 = 12$
2.		$42 + 15 = 57$
3. $92 - 15 = 77$		
4.	$80 - 32 = 48$	
5.		$60 + 28 = 88$
6. $75 - 22 = 53$		

- Read the given chapter carefully:



One Rainy Day

*Do you have a pet at home?
If yes talk, about it in class.
If you don't, then talk
about the pet you would
love to keep at home.*



*Do you like the rain? What do you do when it rains? Next time it rains, look out of your window to see what is happening outside. Use **Cordova Smart Class Software** on the **smart board** in class to read and find out how Renu gets a new friend.*

Renu wants to go to the park to play.

Suddenly, there are clouds in the sky and it begins to rain. Raindrops are falling on the window pane.


Renu does not like the rain because she cannot go to the park. She looks out of the window. It is raining very hard. She turns to her mother and says, "Mummy, when is the rain going to stop?"

"Soon, my dear," her mother replies.

But the rain does not stop.

Everything outside is getting wet. The road is wet. The trees are wet. Renu sings softly:

"Rain, rain, go away,
I want to go to the park to play."
The rain does not stop.



Renu is very sad. Two big tears roll down her cheeks.

Suddenly, she sees something outside. It is a small squirrel. It is getting wet.


"Mummy!" Renu calls her mother.

She comes at once. Renu shows her the squirrel.

"Oh, she is wet and shivering!" Renu's mother says. She opens the window and picks up the wet squirrel. She then tells Renu to get a towel, basket and some milk.

Renu runs to get a towel. Her mother pats the squirrel dry with the towel. Renu runs again to fetch a basket. Her mother spreads a soft cloth in the basket. She puts the squirrel in it.

Renu's mother puts a few drops of milk in the squirrel's mouth. The squirrel licks it. Mother gives it a little more milk and again the squirrel licks it.



The squirrel is not trembling any more. Slowly she opens her eyes.

"What lovely brown eyes!" Renu says with joy.

She pats the squirrel and says, "Mummy, she is a beautiful squirrel. I want to keep her with me. I want to call her Bhigee because she is wet."

Her mother says, "Yes dear, you can keep Bhigee."

Renu is happy. She sings:

"I am glad it is raining so much today,
I have got this lovely Bhigee to play,
I do not want to go to the park today!"



• **Learn and write the following Hard Words of the above chapter:**

- | | |
|---------------|--------------|
| 1. suddenly | 6. squirrel |
| 2. raindrops | 7. shivering |
| 3. replies | 8. fetch |
| 4. everything | 9. trembling |
| 5. outside | 10. Spreads |

➤ **ACTIVITY: MOTHER'S DAY**

