

S.N.PRE SCHOOL, FARIDABAD

Holidays Homework:2022-23

Class: Pre School

HOLDAYS....

HOLIDAYS..... HOLIDAYS

Wow! I am waiting for these days

It's time to smile, have fun and play....

Dancing, drawing, running in the Sun

Holidays are so much fun....



HAPPY HOLIDAYS! HAVE FUN WITH YOUR LITTLE ONE

- Help your child to be more independent by allowing him/her to do the following
- Buttoning and unbuttoning the shirt
- Learning to wear shoes and socks
- Laying the table
- Watering the plants



Manners and Etiquettes

- Teach your child to wish Good Morning, Good Afternoon, Good Evening and Good Night
- Make an effort to add the following magic words to their vocabulary

Please

Sorry

Thank
You

Excuse
Me

- Speak politely and softly

Language Development

- Please converse with child in English. Encourage your child to use simple words, phrases and sentences like –
 - How are you ?
 - I am fine ! Thank You.
 - May I come in please ?
 - May I drink water please ?
 - May I go to washroom please ?
 - I have done my work
 - I have finished my lunch.





Written work to be done in a separate Two in One notebook.

English :

Write three pages of each.

L, T, I, H, E, F, A, V, K, X

**Reading of Pages: 14, 27, 30, 36, 40, 46, 49, 75, 88
(Verbal Quotient) .**

Learn phonetic sounds A-Z.

Maths:

Write counting 1-4 (Ten pages).

Count and Write (Five pages).

Draw a circle and color it.

GK:

Learn about family members.

Learn about parts of body.

Learn lines on myself.

Learn all the question/answers done in class.

Creative Activities:

- Make standing, sleeping and slanting lines on A4 pastel sheet with the help of ice cream sticks.
- Paste 3 pictures of each alphabet (L, T, I, H, E, F, A, V, K, X) on A4 pastel sheet.

Learn Rhymes:

English

- | | |
|---------------------|-----------------------------|
| • Myself | Mumma Darling, Papa Darling |
| • Jack and Jill | Pussy Cat |
| • Eight Big Fingers | Bits of Paper |
| • A Baby | Two Little Dickie Birds |

Hindi


- | | |
|---------------|----------------|
| • मेरा परिवार | बिस्कुट का पेड |
| • प्रार्थना | जागो भाई |
| • मेरा घर | आसमान के तारे |
| • परी | |

Complete the given worksheets –

GUIDELINES FOR PARENTS:

- Holiday homework should be done under parental guidance and not by the parents.
- Give individual attention to your child.
- Before colouring guide them to colour in the same direction.
- Help your child to follow the same formation.


Colour the given pictures -

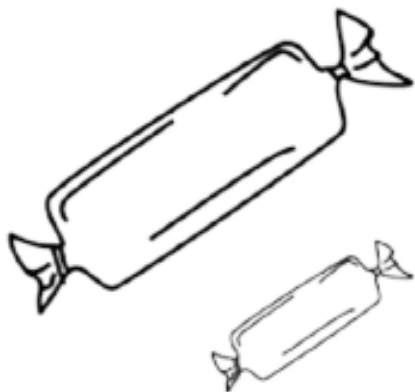


Colour the fruits that are inside the cart -




Colour the the bird that is outside the cage-

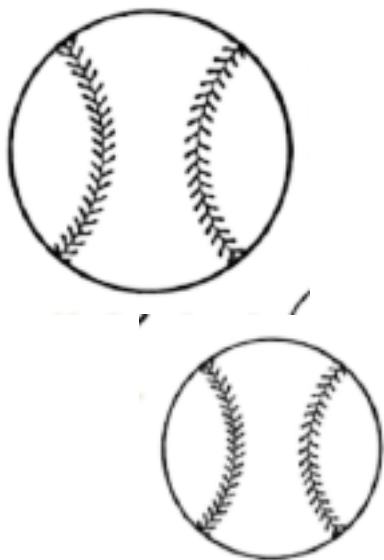




Colour the bigger candy



Colour the smaller apple



Colour the smaller ball



Colour the bigger car

Draw a line from picture on left to the matching picture on right-

