

Summer HOLIDAY



Homework






S.N.PRE SCHOOL,

SECTOR - 16A, FARIDABAD

CLASS - PRE PRIMARY

HOLIDAY'S HOMEWORK

(SUMMER) 2022-23



Summertime, summertime,
Let's go out and play.
Time for fun and lots of sun.
I love these kind of days!

Summertime, summertime,
Swimming to stay cool.
Pillow fights, And late night bites.
An awesome break
From school !!

Summer vacation is a time full of fun filled activities, exploring creativity and much more. Keeping this in mind we have planned some interesting activities for children to make their summer vacation full of enjoyment and learning.

Few tips for Summer Break :-

- Encourage your child to water the plants daily.
- Don't watch TV for long hours.
- Do not waste water and electricity.

PERSONAL HYGIENE

One, who maintains cleanliness, keeps away diseases. Encourage your child to take care of personal hygiene:-

- Brushing teeth twice a day.
- Taking bath daily.
- Trimming nails regularly.
- Combing hair.
- Washing hands before and after every meal.
- Cover your mouth and nose while sneezing or coughing.
- Wear face mask.
- Do simple exercises daily.

SOCIAL SKILLS

- Encourage your child to respect and help the elders at home.
- Teach your child to help and sharing with siblings and friends.
- Wishing parents and elders Good Morning/Good Evening/Good Night every day.
- Speak softly and politely with everyone.
- Use of golden words Please, Sorry, Thank you and Excuse me.
- Do not make fun of anyone.

Good manners and Good habits are lifelong assets and manners must be practiced until they become habit.

SELF DEPENDENT

Encourage your child to practice the following chores to make him/her independent and confident:-

- Buttoning and unbuttoning
- Put on their socks and shoes.
- Help your child to learn to dress himself/ herself.
- Hanging the school bag and water bottle.
- Keeping the belongings at proper place.
- Make your child to learn open and close tiffin, water bottle.
- Having food on their own.

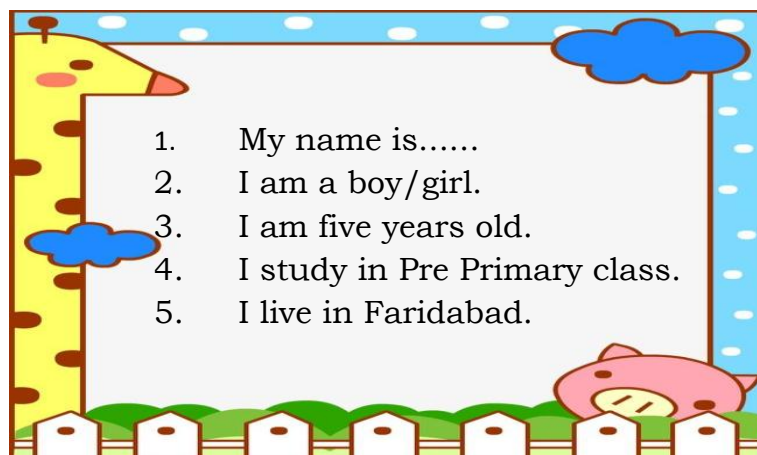
LANGUAGE DEVELOPMENT

Encourage your child to speak in English. Help them to use simple basic sentences of day to day life. Emphasis more on phonic sounds.

- May I come in Ma'am?
- May I go to washroom?
- May I drink water?
- I have done my work.
- I have finished my lunch.
- Please give me pencil, eraser etc.
- I am sorry.

SELF INTRODUCTION

Make your child learn self introduction.



FOR PARENTS :-

- Make reading a regular practice of your child.
- Read moral stories to the child daily.
- Play with your child daily.
- Answer the queries/ doubts of your child by giving them explanation on every topic.
- Help your child to follow the same formation of classwork.

CREATIVE ACTIVITIES

- Celebrate **Father's Day** on 21st June by making a beautiful card for your Darling daddy. Make the day special for him by making lemonade for him. *(Please send photographs of your ward along with the father)*
- Make a pencil holder using waste bottles, old mugs, cardboard rolls or waste cans and help the child in decorating it.
- Help your child to make an attractive handmade bag with an old newspaper or magazine. Decorate it and write the name of your child.

Put all the holiday homework in it and submit the same on the first day when the school reopens.

RECITE THE RHYMES OF ENGLISH AND HINDI :-

- **English Rhymes :-**
 - The Cat
 - Two Little Hands
 - I Can See
- **Hindi Rhymes :-**
 - चुन्न् मुन्न्
 - पतंग
 - चूहा झांक रहा है
 - चिड़िया रानी
 - खाना और खेलना

Written work to be done in a separate three in one notebook during holidays :-

- **English :-** Write Capital Alphabets A to Z - Three Pages
Write small alphabets a to z - Three Pages
- **हिंदी :-** स्वर अ से अः तक - तीन पृष्ठ
- **Maths :-** Counting 1 to 50 - Three Pages
What comes after? (Till 20) - Three Pages

Complete the given worksheets – 9 Pages

MISSING LETTERS

Fill in the blanks with the correct letter.



F

A

J

Z

P

T



Fill in the Missing Lowercase Letters



a c e

 i g


m p

r

w u

y





अक्षर को चित्र से मिलाओ
Match the Alphabet to the picture

अ
औ
आ
ए
उ
अं
ऐ
ऊ



Count the items and write in the
box:



Which Number Comes After



Write the number that comes after the given number.




















Do tearing pasting in sun :-



Do Bindi pasting in flower pot :-



Do finger printing in rainbow :-

