

SANT NIRANKARI PUBLIC SCHOOL, FARIDABAD  
SUMMER HOLIDAYS HOMEWORK, SESSION 2022-23  
CLASS – II

**GENERAL INSTRUCTIONS:**

Dear Parents,

Warm greetings!!!

This is the time for summer break and in this break while rest also we can invest... so, here are some tips to make your ward's vacation a fruitful time period.

- Share some stories or thoughts with your ward related to humanity, peace, behaviour etc.
- Help your ward to learn new English words and try to give them instructions in English.
- Play with your ward yourself instead of letting them alone with mobile or computer.
- Use golden words regularly with your ward like sorry, please, thank you, excuse me, etc.
- Have atleast two meals together with your child. Teach them the importance and hard work of farmers and ask them not to waste food.
- Before sleep, spend atleast 10 minutes daily with your child and ask him/her about their whole day activities.

**All kids need a little help, a little hope and someone who believes in them.**

***HAVE A GREAT VACATION AHEAD!***



**\*Note-** Summer Break from 23rd May to 3rd July. And school will reopen on 4th July, 2022.


**\*\*Please do all the written work in a Three in one notebook including five lines for Hindi portion.( लिखने वाला सारा कार्य एक श्री इन वन कापी में करें जिसमें हिन्दी पाँच लाइन वाला हो)**

### ENGLISH:

- Do practice of cursive 'a to z' with proper formation
- MCB: Read and learn poems –
  1. With a friend
  2. The Little Plant
- MCB: Ch-1 'Holiday Oh no no' , Ch-3 Robot and the cobbler ' - Read the chapter, learn Hard Words and question answer.
- \* Revise grammar chapter 1, 2, 4, 5, 7, 8 and 11.


- ASSIGNMENT- : PICTURE DESCRIPTION

➤ Look at the pictures and fill in the blanks with the given hints:




Neha is ..... loud music.  
Her mother ..... the room.  
Neha cannot ..... what her mother is saying.

enters      hear      playing




Neha is .....  
to see her ..... in the room.  
She ..... the music system.  
Her mother is still ..... with her.

switches off  
angry  
surprised  
mother



Neha is feeling .....  
Neha's mother is not ..... to her.

talking      sorry



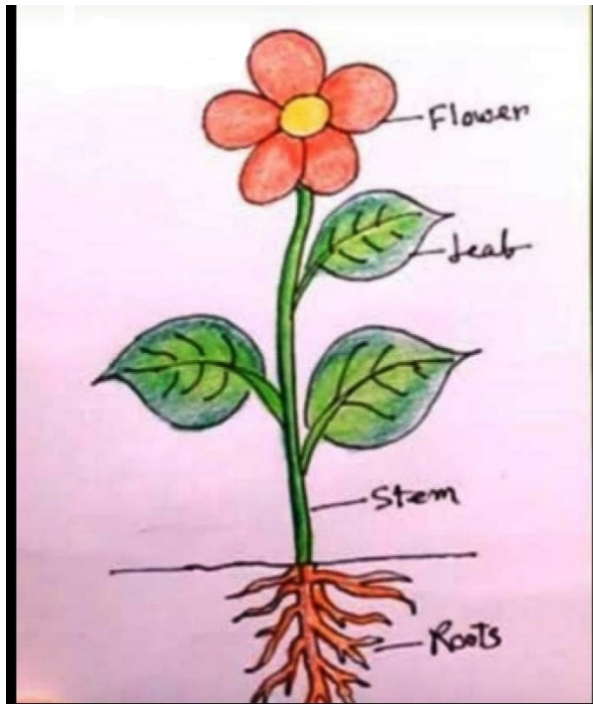
Neha says .....  
Her mother ..... her.  
Both are ..... on the sofa  
and ..... to music.

forgives    sitting    listening    sorry

EBSB ACTIVITY : Paste the pictures of traditional dresses and food items of Haryana and Telangana on a three sheet and label them also

ACTIVITY :2: Draw a colourful picture of a plant and label its parts on a A4 sheet.

Example 📌




हिंदी:

- 'क से ज्ञ' का सुन्दर बनावट के साथ लिखने का अभ्यास प्रतिदिन करें।  
(पाँच लाइन वाली हिन्दी पुस्तिका में लिखें )
- प्रतिदिन पठन कार्य करें ।
- पुस्तक सुनहरी धूप: पाठ 1, 2, 3 और 4 पढ़ें व कठिन शब्द याद करके श्रुतलेख का अभ्यास करें।  
तथा प्रश्न उत्तर भी याद करें। व्याकरण पाठ 1, 2, 3 और 4 याद करें।

- अपनी दादी और नानी से कुछ शिक्षाप्रद कहानियाँ सुनें।

- अभ्यास पत्र- : चित्र वर्णन:

➤ नीचे दिए गए चित्र को देख कर पाँच वाक्य बनाएँ तथा पुस्तिका में लिखें:



- क्रिया कलाप : स्वच्छ भारत के लिए हिंदी में एक स्लोगन ए4 शीट पर लिखें व उसे सजाएं।

\*\* तेलंगाना व हरियाणा की संस्कृति को दर्शाते हुए चित्र चिपकाकर उन पर एक-एक वाक्य लिखें। ए4 शीट पर

\*\* एक शीट पर चारमीनार का चित्र बनाकर उसमें रंग भरें ।

- दिए गए पत्र की सहायता से मात्राओं का प्रतिदिन अभ्यास करें ।



<b>अ</b> <p>अ+च+क+न क+म+ल</p> <p>अचकन  कमल </p> <p>अब, घर, बस, टब, नल, कलश, भवन</p>	<b>आ=।</b> <p>अ+।=आ छ+।=छा</p> <p>आम  छाता </p> <p>ताला, माला, धागा, बाजा, गाना, दादा, माता</p>
<b>इ=ि</b> <p>क+ि=कि क+ि=कि</p> <p>किताब  किला </p> <p>दिन, कवि, छवि, निशा, दिया, चिड़िया, सितार</p>	<b>ई=ी</b> <p>इ+ी=डी थ+ी=थी</p> <p>घड़ी  हाथी </p> <p>गीत, झील, तीर, घड़ी, सीता, वकील, दीवाली</p>
<b>उ=ु</b> <p>ग+ु=गु म+ु=मु</p> <p>गुलाब  मुनि </p> <p>धुन, सुन, बुन, गुड़िया, कुटिया, कछुआ, यमुना</p>	<b>ऊ=ू</b> <p>फ+ू=फू झ+ू=झू</p> <p>फूल  झूला </p> <p>धूल, झूठ, लूट, सूरज, मूरत, पढ़ाकू, जादू</p>
<b>ए=े</b> <p>स+े=से र+े=रे</p> <p>सेब  रेल </p> <p>देश, खेल, देख, मेज, ठेला, खेत, देव, सपने</p>	<b>ऐ=ै</b> <p>म+ै=मै त+ै=तै</p> <p>मैना  तैरना </p> <p>पैर, बैल, थैला, छैला, सैनिक, पैदल, मैदान</p>
<b>ओ=ो</b> <p>त+ो=तो क+ो=को</p> <p>तोता  कोयल </p> <p>नोट, चोट, कोट, खोज, चोर, जोकर, झोपड़ी</p>	<b>औ=ौ</b> <p>अ+ौ=औ प+ौ=पौ</p> <p>औरत  पौधा </p> <p>कौन, मौज, फौज, गौरी, चौड़ा, औजार, जौहरी</p>
<b>अं=ँ</b> <p>झ+ँ=झं ह+ँ=हं</p> <p>झंडा  हंस </p> <p>पंख, शंख, गंगा, चंदा, बंदर, पतंग, बंगला</p>	<b>अँ=ं</b> <p>आ+ं=आँ चा+ं=चाँ</p> <p>आँख  चाँद </p> <p>ऊँट, पूँछ, मूँछ, मुँह, गाँव, काँच, हँसना, आँवला</p>
<b>अः=ः</b> <p>म+ः=मः त+ः=तः</p> <p>नमः  प्रातः </p> <p>पुनः, प्रायः, अतः, क्रमशः, निःस्वार्थ, निःसहाय</p>	<b>ऋ=ृ</b> <p>व+ृ=वृ ग+ृ=गृ</p> <p>वृक्ष  गृह </p> <p>नृप, मातृ, घृणा, पृथ्वी, संस्कृत, मृग, कृपा, गृहणी</p>

## MATHS:

- Learn and write Tables: 0 to 5
- Learn and write Counting: 501 to 1000
- Learn number names 101 to 200

- **ACTIVITY:** Draw or paste outline map of Telangana and Haryana on A3 sheet and paste small pictures of culture of these states in the maps.

- **ASSIGNMENT - 1 :** Addition and Subtraction :

a. $\begin{array}{r} 85 \\ - 59 \\ \hline \end{array}$	b. $\begin{array}{r} 31 \\ - 27 \\ \hline \end{array}$	c. $\begin{array}{r} 90 \\ - 67 \\ \hline \end{array}$	d. $\begin{array}{r} 82 \\ - 54 \\ \hline \end{array}$	e. $\begin{array}{r} 89 \\ - 24 \\ \hline \end{array}$
f. $\begin{array}{r} 97 \\ + 78 \\ \hline \end{array}$	g. $\begin{array}{r} 28 \\ + 58 \\ \hline \end{array}$	h. $\begin{array}{r} 69 \\ + 66 \\ \hline \end{array}$	i. $\begin{array}{r} 65 \\ + 54 \\ \hline \end{array}$	j. $\begin{array}{r} 32 \\ + 47 \\ \hline \end{array}$
k. $\begin{array}{r} 78 \\ - 59 \\ \hline \end{array}$	m. $\begin{array}{r} 50 \\ - 41 \\ \hline \end{array}$	n. $\begin{array}{r} 77 \\ - 35 \\ \hline \end{array}$	o. $\begin{array}{r} 85 \\ - 46 \\ \hline \end{array}$	r. $\begin{array}{r} 99 \\ - 37 \\ \hline \end{array}$
s. $\begin{array}{r} 35 \\ + 89 \\ \hline \end{array}$	t. $\begin{array}{r} 35 \\ + 38 \\ \hline \end{array}$	u. $\begin{array}{r} 69 \\ + 69 \\ \hline \end{array}$	v. $\begin{array}{r} 48 \\ + 24 \\ \hline \end{array}$	w. $\begin{array}{r} 27 \\ + 47 \\ \hline \end{array}$

- **ASSIGNMENT - 2 :**

**Dodging Tables. Fill in the blanks:**

a)  $4 \times 9 =$ \_\_\_\_\_

b)  $3 \times 8 =$ \_\_\_\_\_

c)  $2 \times 7 =$ \_\_\_\_\_

d)  $1 \times 10 =$ \_\_\_\_\_

e)  $4 \times 7 =$ \_\_\_\_\_

**Match the following:**

a) $4 \times 8$	21
b) $2 \times 6$	8
c) $4 \times 5$	32
d) $1 \times 8$	12
e) $7 \times 3$	20



# Computer -

**1. Activity** - On an A4 size sheet, draw any 3 Input Devices and 3 Output Devices and colour it.

## Matching - Computer Parts

**Directions:** Identify and match each computer term.



1.



2.



3.




4.



5.



6.

A. Keyboard 

B. Monitor 

C. Printer 

D. CPU 

E. Mouse 

F. Speakers 

**GK:**

**1. Learn good habits**

**2. Write five sentences on keeping yourself clean**

**3. Draw or paste two pictures on each:**

**a. Things I can smell**

**b. Things I can touch**

**c. Things I can hear**

**d. Things I can taste**

**\* Do question 2 and 3 in your GK notebook.**

**Drawing:**

**• Complete drawing book pages. 8, 10, 12, 13, 25, 34, 36 and 40.**